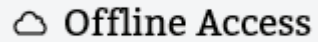


6. Note For Read

To read the book without an internet connection, go to the menu and then select "Offline Access." Click "Start Download". Once this has been selected you can add the URL for the ebook to your favorites and then access the ebook offline by selecting the saved URL.

A button with a cloud icon and the text "Offline Access".

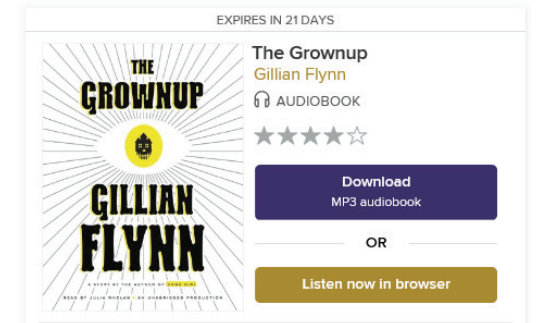
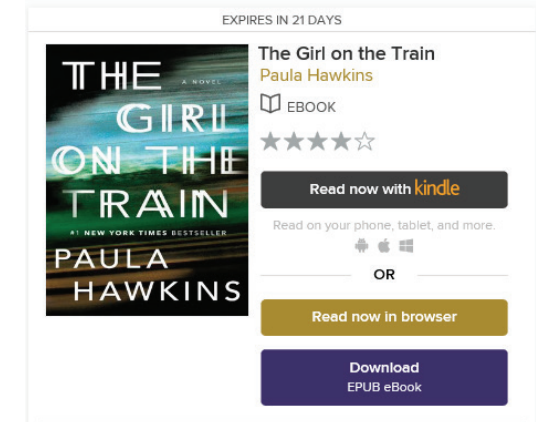
7. Note For Listen

OverDrive Listen is a streaming audiobook player, so you'll need an active internet connection to use it. If you'd like to listen to audiobooks without an internet connection, you can still use the OverDrive app or OverDrive for the desktop.

Using OverDrive Listen can consume a lot of data, so if you're on a mobile plan with a data cap, we recommend using a Wi-Fi connection when streaming on your mobile device to avoid data overages.

OverDriveRead and OverDrive Listen Using Your Browser

@ the Monroe County Library System

A screenshot of the OverDrive interface for the audiobook "The Grownup" by Gillian Flynn. The interface shows the book cover, the title, author, and format (Audiobook). It includes a star rating of 4.5 stars and two buttons: "Download MP3 audiobook" and "Listen now in browser". A banner at the top indicates "EXPIRES IN 21 DAYS".A screenshot of the OverDrive interface for the ebook "The Girl on the Train" by Paula Hawkins. The interface shows the book cover, the title, author, and format (Ebook). It includes a star rating of 4.5 stars and two buttons: "Read now with kindle" and "Read now in browser". A banner at the top indicates "EXPIRES IN 21 DAYS".

No Software Installs or Registration



1. Overview

OverDrive Read and OverDrive Listen allow you to borrow ebooks and audiobooks and use them on your computer, tablet, or smartphone without having to install or register any additional software.

You must have an internet connected device with a color screen and an updated web browser to use OverDrive Read or OverDrive Listen.

2. Searching the OverDrive Catalog

Visit libraryweb.overdrive.com to view the library's digital catalog.

Search the catalog by clicking the magnifying glass at the top of the page. This will open the search box to find an author or title.

You can also perform an advanced search by clicking the "Advanced" link. To limit search results select "Formats" and "OverDrive Read" or "OverDrive Listen audiobook" and then "Search" to find all titles.

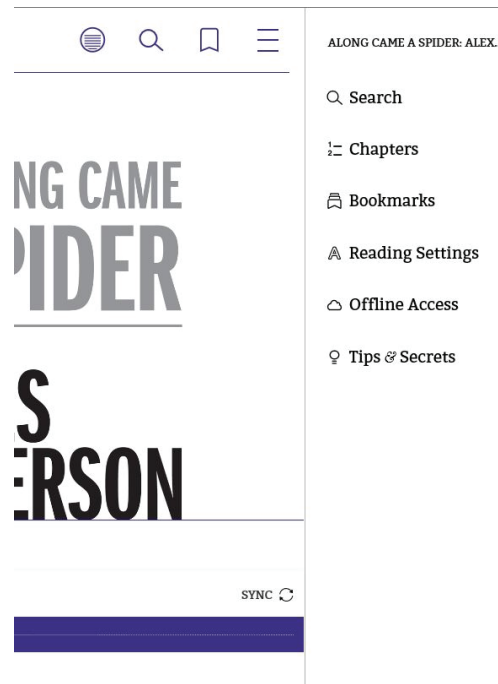
3. Borrowing an Ebook or Audiobook

To check out a title, click "Borrow." If a title is unavailable, "Borrow" will instead read "Place a Hold."

Sign in with your library card number. Click "Go to loans." Select "Read now in browser" or "Listen now in browser" next to the book. (See below).

Read now in browser

Listen now in browser



4. Reading an Ebook

Click or tap the right or left side of the screen to advance forward or backward through the text.

The menu has access to: search, chapters, bookmarks, reading settings, offline access, and tips & secrets. (The menu button is shown above as three lines.)

To bookmark a page, select the ribbon icon. To change from a single page view to a dual page view click the circle with lines inside.

5. Listening to an Audiobook

Click or tap the play button. Tap the menu button to access: chapters, bookmarks, and tips and secrets. (The menu button is shown below as three lines.)

To bookmark a section, select the ribbon icon.

